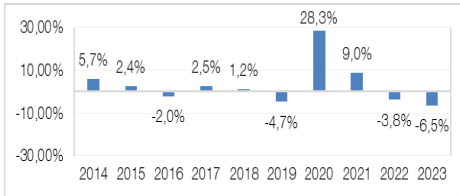


Past Performance Information - HI NUMEN CREDIT FUND



HI NUMEN CREDIT FUND EUR M Shares

This chart shows the fund's performance as the percentage loss or gain per year over the last 10 years.

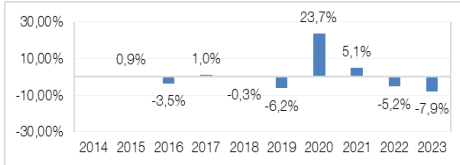


Please note that the past performance is not necessarily a reliable guide to the future performance of the Fund. Markets could develop very differently in the future. It can help you to assess how the fund has been managed in the past. Performance is shown after deduction of ongoing charges. Any entry and exit charges are excluded from the calculation.

Performance is calculated in EUR. The Fund was authorised in 2011 and the share class was launched in 2013.

HI NUMEN CREDIT FUND EUR I2 SHARES

This chart shows the fund's performance as the percentage loss or gain per year over the last 10 years.

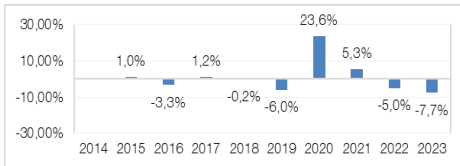


Please note that the past performance is not necessarily a reliable guide to the future performance of the Fund. Markets could develop very differently in the future. It can help you to assess how the fund has been managed in the past. Performance is shown after deduction of ongoing charges. Any entry and exit charges are excluded from the calculation.

Performance is calculated in EUR. The Fund was authorised in 2011 and the share class was launched in 2014.

HI NUMEN CREDIT FUND EUR DM2 SHARES

This chart shows the fund's performance as the percentage loss or gain per year over the last 10 years.

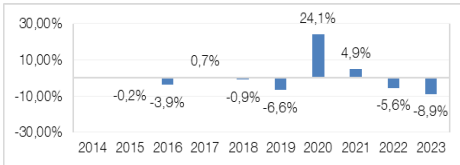


Please note that the past performance is not necessarily a reliable guide to the future performance of the Fund. Markets could develop very differently in the future. It can help you to assess how the fund has been managed in the past. Performance is shown after deduction of ongoing charges. Any entry and exit charges are excluded from the calculation.

Performance is calculated in EUR. The Fund was authorised in 2011 and the share class was launched in 2014.

HI NUMEN CREDIT FUND CHF DM2 SHARES

This chart shows the fund's performance as the percentage loss or gain per year over the last 10 years.

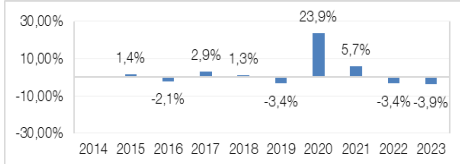


Please note that the past performance is not necessarily a reliable guide to the future performance of the Fund. Markets could develop very differently in the future. It can help you to assess how the fund has been managed in the past. Performance is shown after deduction of ongoing charges. Any entry and exit charges are excluded from the calculation.

Performance is calculated in CHF. The Fund was authorised in 2011 and the share class was launched in 2014.

HI NUMEN CREDIT FUND USD DM2 SHARES

This chart shows the fund's performance as the percentage loss or gain per year over the last 10 years.

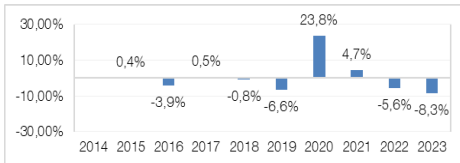


Please note that the past performance is not necessarily a reliable guide to the future performance of the Fund. Markets could develop very differently in the future. It can help you to assess how the fund has been managed in the past. Performance is shown after deduction of ongoing charges. Any entry and exit charges are excluded from the calculation.

Performance is calculated in USD. The Fund was authorised in 2011 and the share class was launched in 2014.

HI NUMEN CREDIT FUND EUR D SHARES

This chart shows the fund's performance as the percentage loss or gain per year over the last 10 years.

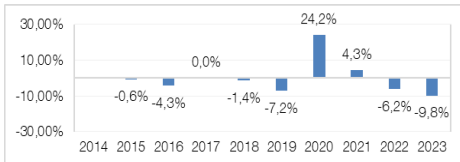


Please note that the past performance is not necessarily a reliable guide to the future performance of the Fund. Markets could develop very differently in the future. It can help you to assess how the fund has been managed in the past. Performance is shown after deduction of ongoing charges. Any entry and exit charges are excluded from the calculation.

Performance is calculated in EUR. The Fund was authorised in 2011 and the share class was launched in 2014.

HI NUMEN CREDIT FUND CHF D SHARES

This chart shows the fund's performance as the percentage loss or gain per year over the last 10 years.

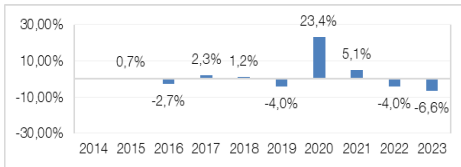


Please note that the past performance is not necessarily a reliable guide to the future performance of the Fund. Markets could develop very differently in the future. It can help you to assess how the fund has been managed in the past. Performance is shown after deduction of ongoing charges. Any entry and exit charges are excluded from the calculation.

Performance is calculated in CHF. The Fund was authorised in 2011 and the share class was launched in 2014.

HI NUMEN CREDIT FUND USD D SHARES

This chart shows the fund's performance as the percentage loss or gain per year over the last 10 years.

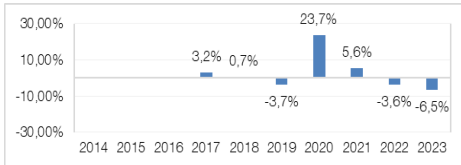


Please note that the past performance is not necessarily a reliable guide to the future performance of the Fund. Markets could develop very differently in the future. It can help you to assess how the fund has been managed in the past. Performance is shown after deduction of ongoing charges. Any entry and exit charges are excluded from the calculation.

Performance is calculated in USD. The Fund was authorised in 2011 and the share class was launched in 2014.

HI NUMEN CREDIT FUND USD I2 SHARES

This chart shows the fund's performance as the percentage loss or gain per year over the last 10 years.



Please note that the past performance is not necessarily a reliable guide to the future performance of the Fund. Markets could develop very differently in the future. It can help you to assess how the fund has been managed in the past. Performance is shown after deduction of ongoing charges. Any entry and exit charges are excluded from the calculation.

Performance is calculated in USD. The Fund was authorised in 2011 and the share class was launched in 2016.

HI NUMEN CREDIT FUND EUR SUPER-I SHARES

This chart shows the fund's performance as the percentage loss or gain per year over the last 10 years.



Please note that the past performance is not necessarily a reliable guide to the future performance of the Fund. Markets could develop very differently in the future. It can help you to assess how the fund has been managed in the past. Performance is shown after deduction of ongoing charges. Any entry and exit charges are excluded from the calculation.

Performance is calculated in EUR after the deduction of all charges and fees but is exclusive of entry and exit charges. The Fund was authorised in 2011 and the share class was launched in 2021.

The following classes have not yet sold shares:

- HI NUMEN CREDIT FUND GBP I2 SHARES
- HI NUMEN CREDIT FUND GBP DM2 SHARES
- HI NUMEN CREDIT FUND GBP D SHARES
- HI NUMEN CREDIT FUND GBP M SHARES